



Club Health Assessment for District 33 Y through November 2025

| | | | Status | Membership | | | | | Reports | | | | Finance | LCIF | | |
|-------------------------------|-----------------------|--------------|-------------------------------------|-------------------------|-------------------|---------------------|---------------------|-------------------------|---------------------------------------|--------------------------------|--------------------------------|---------------------------------|-------------------|--------------------------------------|-----------------|---------------|
| Club Number | Club Name | Charter Date | Times in Status Quo in Past 2 Years | Current Member Count ** | YTD Members Added | YTD Members Dropped | YTD Net Growth% *** | Member Count 1 Year Ago | Dropped Members Avg.Length of Service | Months Since Membership Update | Current Officers Reported **** | Current President Repeated Term | VP Reported ***** | Last Date Reported Service (mm/yyyy) | Account Balance | YTD Donations |
| Clubs more than two years old | | | | | | | | | | | | | | | | |
| 11924 | ADAMS | 07/31/1939 | Active | 62 | 3 | 0 | 5.08% | 62 | | 2 | Y | | N | 11/2025 | | |
| 11925 | AGAWAM | 03/17/1944 | Active | 70 | 0 | 1 | -1.41% | 74 | 11 | 3 | Y | | N | 07/2025 | | \$500.00 |
| 117176 | AMHERST | 06/15/2012 | Active | 2 | 0 | 0 | 0.00% | 2 | | 27 | N | None | | 09/2017 | | |
| 11928 | BELCHERTOWN | 09/06/1945 | Active | 44 | 2 | 2 | 0.00% | 45 | 7 | 0 | Y | | N | 11/2018 | | |
| 11929 | CHARLEMONT | 11/20/1946 | Active | 13 | 0 | 0 | 0.00% | 13 | | 18 | Y | 3 | R | 09/2024 | | \$38.00 |
| 11930 | CHESHIRE | 11/08/1955 | Active | 24 | 0 | 2 | -7.69% | 30 | 7 | 0 | Y | | N | 08/2025 | | \$1,000.00 |
| 11933 | CUMMINGTON | 01/07/1968 | Status Quo(1) | 6 | 0 | 1 | -14.29% | 7 | 44 | 1 | N | None | | 06/2013 | 90+ Days | |
| 11934 | DALTON | 12/22/1960 | Active | 17 | 0 | 2 | -10.53% | 19 | 21 | 3 | N | None | | 08/2011 | | \$50.00 |
| 11969 | DEERFIELD | 04/12/1946 | Active | 16 | 0 | 0 | 0.00% | 18 | | 7 | Y | 17 | R | 01/2021 | | |
| 11936 | EAST LONGMEADOW | 02/22/1943 | Active | 44 | 0 | 0 | 0.00% | 38 | | 7 | Y | | N | 04/2025 | | |
| 11938 | GRANBY | 08/11/1953 | Active | 25 | 1 | 1 | 0.00% | 23 | 21 | 0 | Y | 3 | | 04/2019 | | |
| 11939 | GRANVILLE-TOLLAND L C | 06/02/1965 | Active | 18 | 0 | 0 | 0.00% | 23 | | 6 | Y | 2 | R | 09/2018 | | |
| 11944 | HATFIELD | 12/20/1944 | Active | 15 | 0 | 1 | -6.25% | 19 | 9 | 0 | Y | | N | 06/2025 | | |
| 11945 | HINSDALE | 12/16/1954 | Active | 22 | 0 | 0 | 0.00% | 21 | | 5 | Y | 8 | R | 11/2025 | | |
| 11946 | HOLYOKE | 11/24/1922 | Active | 7 | 0 | 0 | 0.00% | 8 | | 6 | N | None | | 12/2018 | | |
| 11948 | HUNTINGTON | 09/11/1951 | Active | 10 | 0 | 0 | 0.00% | 11 | | 4 | Y | 3 | R | 07/2025 | | |
| 11951 | LEE | 12/08/1964 | Active | 28 | 0 | 3 | -9.68% | 29 | 6 | 4 | Y | | N | 11/2025 | 90+ Days | \$53.00 |
| 11954 | LUDLOW | 01/18/1943 | Active | 38 | 0 | 0 | 0.00% | 39 | | 8 | Y | 3 | N | 08/2021 | | \$60.00 |
| 11956 | NORTH ADAMS | 07/28/1938 | Active | 21 | 3 | 2 | 5.00% | 18 | 6 | 0 | Y | | N | 11/2025 | | \$250.00 |
| 11957 | NORTHAMPTON | 03/16/1936 | Active | 32 | 0 | 0 | 0.00% | 31 | | 8 | Y | 2 | | 11/2025 | | |
| 41332 | PELHAM | 05/25/1982 | P- Active | 0 | 0 | 0 | 0.00% | 1 | | 5 | N | None | | 11/2019 | | |
| 11959 | PITTSFIELD | 08/01/1922 | Active | 9 | 0 | 5 | -35.71% | 14 | 12 | 1 | Y | 6 | | 09/2025 | | \$375.00 |
| 11962 | SOUTHAMPTON | 02/19/1962 | Active | 28 | 1 | 2 | -3.45% | 29 | 8 | 2 | Y | | N | 12/2018 | | |
| 11964 | SOUTHWICK | 04/02/1947 | Active | 60 | 1 | 1 | 0.00% | 58 | 4 | 2 | Y | 2 | N | 11/2025 | | \$807.00 |
| Exc Award (06/30/2024) | | | | | | | | | | | | | | | | |
| 11967 | SPRINGFIELD 16 ACRES | 04/25/1947 | Active | 20 | 0 | 0 | 0.00% | 23 | | 5 | Y | 4 | | 07/2025 | | \$50.00 |
| 11968 | STOCKBRIDGE | 05/18/1965 | Active | 4 | 0 | 0 | 0.00% | 4 | | 63 | N | None | | | | |



Club Health Assessment for District 33 Y through November 2025

INTERNATIONAL

| | | | | | | Status | | | | Membership | | | | Reports | | | | Finance | | LCIF |
|---------------------------|---------------------|---------------------------|-------------------|-----------------------------|---------|-------------------------------------|-------------------------|-------------------|----------------------------|-------------------------------|--------------------------------------|---------------------------------------|----------------------------------|--------------------------------|--|---------------------------|--------------------------------------|----------------------------------|--|------|
| | | | | | | Times in Status Quo in Past 2 Years | Current Member Count ** | YTD Members Added | YTD Members Dropped | YTD Net Growth*** | Member Count 1 Year Ago | Dropped Members Avg.Length of Service | Months Since Membership Update | Current Officers Reported **** | Current President Repeated Term | VP Reported ***** | Last Date Reported Service (mm/yyyy) | Account Balance | YTD Donations | |
| Club Number | Club Name | Charter Date | | | | | | | | | | | | | | | | | | |
| 11972 | WEST SPRINGFIELD | 10/31/1945 | Active | 66 | 1 | 4 | -4.35% | 69 | 18 | 0 | Y | | N | 11/2024 | | \$650.00 | | | | |
| 11974 | WILBRAHAM | 09/19/1946 | Active | 9 | 0 | 0 | 0.00% | 9 | | 0 | Y | 9 | | 10/2025 | | | | | | |
| 11970 | WILLIAMSBURG | 10/05/1971 | Active | 11 | 0 | 0 | 0.00% | 11 | | 0 | N | None | | 11/2022 | | | | | | |
| Current Total Clubs Count | YTD New Clubs Count | YTD Cancelled Clubs Count | YTD Net Club Gain | Current Total Members Count | YTD Add | YTD Drop | YTD Net Growth | YTD Net Growth % | Member Count 12 Months Ago | Average Member Count Per Club | % of Clubs with less than 20 members | % No Officer Report in 12 Months | % of Clubs with balance 90+ days | Number of Clubs in Status Quo | % Status Quo Clubs in Financial Suspension | Number of Cancelled Clubs | Average Cancelled Club Age | Members Lost Due to Cancellation | % of Clubs Cancelled for Non-Financial Reasons | |
| 29 | 0 | 0 | 0 | 721 | 12 | 27 | -15 | -2.04% | 748 | 25 | 48% | 21% | 7% | 1 | 100% | 0 | 0 | 0 | 0% | |

* - P - Priority Club. Cancellation Reasons: 1-Objectives/conduct, 2-Non-active club, 5-Non-existing club, 6-Disbanding, 7-Merger, 8-Financial Suspension, 9-District/Multiple District Dues.

** Red denotes below 15 active members.

*** Red denotes 20% + loss.

**** Y - all 3 (President, Secretary, Treasurer) club officers reported, N - not all 3 reported.

***** Abbreviation: N-New, IP-Immediate Past, R-Repeat.



Club Health Assessment for District 33 A through November 2025

| | | | Status | Membership | | | | | | Reports | | | | Finance | LCIF | |
|--|------------------------------|--------------|-------------------------------------|-------------------------|-------------------|---------------------|---------------------|-------------------------|---------------------------------------|--------------------------------|--------------------------------|---------------------------------|-------------------|--------------------------------------|-----------------|---------------|
| Club Number | Club Name | Charter Date | Times in Status Quo in Past 2 Years | Current Member Count ** | YTD Members Added | YTD Members Dropped | YTD Net Growth% *** | Member Count 1 Year Ago | Dropped Members Avg.Length of Service | Months Since Membership Update | Current Officers Reported **** | Current President Repeated Term | VP Reported ***** | Last Date Reported Service (mm/yyyy) | Account Balance | YTD Donations |
| Clubs less than two years old | | | | | | | | | | | | | | | | |
| 157827 | Worcester | 04/11/2024 | Active | 18 | 0 | 0 | 0.00% | 24 | | 4 | Y | | N | 05/2025 | | \$70.00 |
| Clubs more than two years old | | | | | | | | | | | | | | | | |
| 11976 | ASHBURNHAM | 02/15/1965 | Active | 30 | 2 | 1 | 3.45% | 29 | 0 | 1 | Y | | R | 10/2025 | | \$25.00 |
| 11977 | ATHOL | 01/31/1950 | Active | 45 | 0 | 0 | 0.00% | 47 | | 5 | Y | | N | 07/2025 | | |
| 11978 | AUBURN | 05/22/1952 | Active | 5 | 0 | 0 | 0.00% | 5 | | 22 | Y | 4 | | 03/2025 | | \$100.00 |
| 11979 | BARRE | 06/16/1964 | Active | 20 | 1 | 0 | 5.26% | 19 | | 1 | Y | 2 | N | 11/2025 | | \$220.00 |
| Exc Award (06/30/2018, 06/30/2020) | | | | | | | | | | | | | | | | |
| 131951 | Bay State VIP | 06/28/2017 | Active | 2 | 0 | 0 | 0.00% | 2 | | 20 | Y | 9 | | 08/2024 | | |
| 11980 | BERLIN | 03/23/1965 | Active(1) | 11 | 2 | 2 | 0.00% | 11 | 9 | 0 | Y | 2 | | 03/2025 | | |
| 11981 | BOLTON | 06/09/1964 | Active(1) | 5 | 2 | 0 | 66.67% | 3 | | 1 | Y | | | 05/2025 | | \$10.00 |
| 11983 | BOYLSTON | 03/10/1964 | Active | 47 | 0 | 0 | 0.00% | 48 | | 5 | Y | | R | 10/2025 | | |
| 11984 | BROOKFIELDS | 05/25/1943 | Active | 35 | 0 | 0 | 0.00% | 33 | | 6 | Y | 8 | R | 10/2025 | | |
| Exc Award (06/30/2020) | | | | | | | | | | | | | | | | |
| 31336 | CHARLTON | 11/10/1975 | Active | 24 | 2 | 0 | 9.09% | 27 | | 1 | N | | N | 12/2024 | 90+ Days | \$10.00 |
| 11985 | CLINTON | 02/09/1942 | Active | 1 | 0 | 0 | 0.00% | 1 | | 20 | Y | 12 | | 05/2025 | | |
| 11987 | FITCHBURG COMMUNITY | 10/06/1949 | Active | 14 | 1 | 3 | -12.50% | 17 | 3 | 0 | Y | 6 | | 09/2025 | | \$300.00 |
| 11988 | GARDNER | 08/25/1949 | Active | 41 | 1 | 5 | -8.89% | 48 | 12 | 0 | Y | | IP | 09/2025 | | |
| 11989 | GRAFTON | 01/01/1955 | Active | 32 | 4 | 3 | 3.23% | 32 | 8 | 0 | Y | | N | 11/2025 | | \$20.00 |
| Exc Award (06/30/2021) | | | | | | | | | | | | | | | | |
| 11990 | HARVARD | 03/16/1957 | Active | 63 | 0 | 0 | 0.00% | 69 | | 1 | Y | | | 10/2025 | | \$200.00 |
| Exc Award (06/30/2020) | | | | | | | | | | | | | | | | |
| 68651 | HOPEDALE | 04/18/2003 | Active(1) | 3 | 0 | 0 | 0.00% | 3 | | 17 | Y | 9 | | 07/2025 | | \$100.00 |
| 31433 | HUBBARDSTON | 12/15/1975 | Active | 46 | 2 | 0 | 4.55% | 45 | | 5 | Y | | IP | 10/2025 | | \$1,000.00 |
| Exc Award (06/30/2018, 06/30/2020, 06/30/2023) | | | | | | | | | | | | | | | | |
| 11993 | LEICESTER | 11/28/1945 | Active | 9 | 0 | 3 | -25.00% | 12 | 20 | 3 | Y | 8 | | 09/2025 | | |
| 78715 | LEOMINSTER | 04/06/2004 | Active | 15 | 2 | 0 | 15.38% | 14 | | 3 | Y | 2 | | 02/2025 | 90+ Days | \$330.00 |
| 98119 | LUNENBURG TURKEY HILL FAMILY | 01/01/2007 | Active | 67 | 3 | 8 | -6.94% | 72 | 9 | 0 | Y | 3 | | 11/2024 | | |



Club Health Assessment for District 33 A through November 2025

| | | | Status | Membership | | | | | | Reports | | | | Finance | LCIF | |
|------------------------------------|-----------------|--------------|-------------------------------------|-------------------------|-------------------|---------------------|---------------------|-------------------------|---------------------------------------|--------------------------------|--------------------------------|---------------------------------|-------------------|--------------------------------------|-----------------|---------------|
| Club Number | Club Name | Charter Date | Times in Status Quo in Past 2 Years | Current Member Count ** | YTD Members Added | YTD Members Dropped | YTD Net Growth% *** | Member Count 1 Year Ago | Dropped Members Avg.Length of Service | Months Since Membership Update | Current Officers Reported **** | Current President Repeated Term | VP Reported ***** | Last Date Reported Service (mm/yyyy) | Account Balance | YTD Donations |
| 28181 | MENDON | 03/22/1974 | Active | 41 | 3 | 0 | 7.89% | 38 | | 0 | Y | | N | 11/2025 | | \$670.00 |
| Exc Award (06/30/2018, 06/30/2022) | | | | | | | | | | | | | | | | |
| 11996 | MILFORD | 09/23/1952 | Active | 55 | 3 | 2 | 1.85% | 57 | 19 | 0 | Y | | | 11/2025 | | \$1,070.00 |
| 30101 | MILLBURY | 01/06/1975 | Active | 53 | 1 | 0 | 1.92% | 55 | | 4 | Y | | N | 10/2025 | | |
| 11997 | MONSON | 06/06/1955 | Active | 19 | 2 | 0 | 11.76% | 15 | | 0 | Y | 2 | | 11/2025 | | \$500.00 |
| Exc Award (06/30/2021, 06/30/2025) | | | | | | | | | | | | | | | | |
| 11998 | NORTHBORO | 12/06/1950 | Active(1) | 13 | 0 | 5 | -27.78% | 19 | 20 | 1 | Y | 2 | | 11/2024 | | |
| 30580 | ORANGE | 04/24/1975 | Active | 6 | 0 | 0 | 0.00% | 6 | | 0 | Y | 2 | | 11/2024 | | \$10.00 |
| 11999 | OXFORD | 09/28/1945 | Active | 18 | 0 | 0 | 0.00% | 20 | | 5 | Y | 5 | N | 10/2025 | | \$520.00 |
| 12000 | PALMER | 05/26/1949 | Active | 16 | 0 | 0 | 0.00% | 16 | | 3 | Y | | N | 05/2025 | | \$215.00 |
| 42401 | PAXTON | 03/29/1983 | Active | 18 | 0 | 0 | 0.00% | 19 | | 0 | Y | 2 | N | 11/2025 | | |
| Exc Award (06/30/2021, 06/30/2023) | | | | | | | | | | | | | | | | |
| 31434 | PETERSHAM | 12/08/1975 | Active | 35 | 0 | 0 | 0.00% | 30 | | 3 | Y | | N | 11/2025 | | |
| 33021 | PHILLIPSTON | 11/29/1976 | Active | 4 | 0 | 0 | 0.00% | 4 | | 20 | Y | 3 | | 10/2025 | | \$100.00 |
| 12001 | RUTLAND | 10/05/1971 | Active | 45 | 0 | 0 | 0.00% | 50 | | 3 | Y | | N | 11/2025 | | \$5.00 |
| 12002 | SHREWSBURY | 06/01/1943 | Active | 21 | 0 | 2 | -8.70% | 24 | 9 | 0 | Y | 7 | N | 07/2025 | 90+ Days | |
| 12004 | SOUTHBRIDGE | 04/30/1937 | Active | 64 | 0 | 0 | 0.00% | 65 | | 10 | Y | | N | 03/2025 | | \$500.00 |
| 12007 | STURBRIDGE | 01/04/1966 | Active | 21 | 0 | 1 | -4.55% | 25 | 22 | 2 | Y | | N | 11/2025 | | |
| 44012 | SUTTON | 06/18/1984 | Active | 46 | 1 | 0 | 2.22% | 44 | | 3 | Y | 2 | R | 04/2025 | 90+ Days | |
| Exc Award (06/30/2024) | | | | | | | | | | | | | | | | |
| 31547 | TEMPLETON | 01/26/1976 | Active | 22 | 0 | 3 | -12.00% | 23 | 10 | 0 | Y | | R | 11/2025 | 90+ Days | |
| 125093 | Uxbridge | 06/10/2015 | Active | 14 | 0 | 0 | 0.00% | 14 | | 18 | Y | 3 | R | 11/2025 | | \$5.00 |
| 12010 | WARE | 09/18/1945 | Active | 12 | 1 | 4 | -20.00% | 16 | 39 | 1 | Y | 3 | R | 10/2025 | | \$5.00 |
| 12012 | WEBSTER | 09/26/1929 | Active | 17 | 0 | 0 | 0.00% | 17 | | 4 | Y | | IP | 10/2025 | | \$10.00 |
| 103407 | WEST BROOKFIELD | 08/26/2008 | Active | 14 | 0 | 1 | -6.67% | 16 | 11 | 4 | Y | 9 | | 05/2025 | | |
| 55632 | WESTBOROUGH | 04/29/1994 | Active | 9 | 0 | 0 | 0.00% | 9 | | 1 | Y | 2 | R | 10/2025 | | \$20.00 |
| 12015 | WESTMINSTER | 06/22/1959 | Active | 29 | 0 | 0 | 0.00% | 30 | | 5 | Y | 2 | | 05/2025 | | \$500.00 |
| 12016 | WINCHENDON | 09/18/1963 | Active | 19 | 0 | 0 | 0.00% | 23 | | 5 | Y | 3 | N | 11/2025 | | \$5.00 |



Club Health Assessment for District 33 A through November 2025

INTERNATIONAL

| | | | | | | Status | | Membership | | | | | Reports | | | | Finance | | LCIF |
|---------------------------|---------------------|---------------------------|-------------------|-----------------------------|---------|-------------------------------------|----------------|-------------------------|----------------------------|-------------------------------|--------------------------------------|----------------------------------|---------------------------------------|--------------------------------|--|---------------------------------|----------------------------|--------------------------------------|--|
| | | | | | | Times in Status Quo in Past 2 Years | | Current Member Count ** | YTD Members Added | YTD Members Dropped | YTD Net Growth*** | Member Count 1 Year Ago | Dropped Members Avg.Length of Service | Months Since Membership Update | Current Officers Reported **** | Current President Repeated Term | VP Reported ***** | Last Date Reported Service (mm/yyyy) | Account Balance |
| Club Number | Club Name | | Charter Date | | | | | | | | | | | | | | | | |
| Current Total Clubs Count | YTD New Clubs Count | YTD Cancelled Clubs Count | YTD Net Club Gain | Current Total Members Count | YTD Add | YTD Drop | YTD Net Growth | YTD Net Growth % | Member Count 12 Months Ago | Average Member Count Per Club | % of Clubs with less than 20 members | % No Officer Report in 12 Months | % of Clubs with balance 90+ days | Number of Clubs in Status Quo | % Status Quo Clubs in Financial Suspension | Number of Cancelled Clubs | Average Cancelled Club Age | Members Lost Due to Cancellation | % of Clubs Cancelled for Non-Financial Reasons |
| 45 | 0 | 0 | 0 | 1,144 | 33 | 43 | -10 | -0.87% | 1,196 | 25 | 51% | 0% | 11% | 0 | 0% | 0 | 0 | 0 | 0% |

* - P - Priority Club. Cancellation Reasons: 1-Objectives/conduct, 2-Non-active club, 5-Non-existing club, 6-Disbanding, 7-Merger, 8-Financial Suspension, 9-District/Multiple District Dues.

** Red denotes below 15 active members.

*** Red denotes 20% + loss.

**** Y - all 3 (President, Secretary, Treasurer) club officers reported, N - not all 3 reported.

***** Abbreviation: N-New, IP-Immediate Past, R-Repeat.



Club Health Assessment for District 33 N through November 2025

| | | | Status | Membership | | | | | | Reports | | | | Finance | LCIF | |
|-------------------------------|--|--------------|-------------------------------------|-------------------------|-------------------|---------------------|---------------------|-------------------------|---------------------------------------|--------------------------------|--------------------------------|---------------------------------|-------------------|--------------------------------------|-----------------|---------------|
| Club Number | Club Name | Charter Date | Times in Status Quo in Past 2 Years | Current Member Count ** | YTD Members Added | YTD Members Dropped | YTD Net Growth% *** | Member Count 1 Year Ago | Dropped Members Avg.Length of Service | Months Since Membership Update | Current Officers Reported **** | Current President Repeated Term | VP Reported ***** | Last Date Reported Service (mm/yyyy) | Account Balance | YTD Donations |
| Clubs more than two years old | | | | | | | | | | | | | | | | |
| 12020 | ACTON | 08/18/1955 | Active | 65 | 0 | 3 | -4.41% | 67 | 18 | 0 | Y | | N | 10/2025 | | \$100.00 |
| | Exc Award (06/30/2016) | | | | | | | | | | | | | | | |
| 12021 | AMESBURY | 02/26/1950 | Active | 46 | 2 | 0 | 4.55% | 47 | | 0 | Y | 2 | | 11/2025 | | \$125.00 |
| | Exc Award (06/30/2017, 06/30/2022) | | | | | | | | | | | | | | | |
| 12026 | BILLERICA | 03/19/1957 | Active | 37 | 9 | 9 | 0.00% | 37 | 6 | 0 | Y | | N | 02/2024 | | \$600.00 |
| | Exc Award (06/30/2017) | | | | | | | | | | | | | | | |
| 12028 | CHELMSFORD | 01/19/1948 | Active | 12 | 0 | 0 | 0.00% | 13 | | 5 | Y | | | 11/2025 | | |
| | Exc Award (06/30/2023) | | | | | | | | | | | | | | | |
| 12029 | CONCORD | 10/08/1941 | Active | 26 | 0 | 0 | 0.00% | 24 | | 1 | Y | 3 | | 09/2025 | | \$500.00 |
| | Exc Award (06/30/2021) | | | | | | | | | | | | | | | |
| 12030 | DANVERS | 10/31/1939 | Active | 14 | 0 | 0 | 0.00% | 11 | | 5 | Y | | | 11/2023 | | |
| 12031 | DRACUT | 10/20/1972 | Active | 12 | 5 | 1 | 50.00% | 8 | 50 | 1 | Y | 6 | N | 12/2019 | | \$200.00 |
| 34830 | DUNSTABLE-TYNGSBORO L C | 12/20/1977 | Active | 21 | 0 | 0 | 0.00% | 24 | | 3 | Y | | R | 11/2025 | | \$145.00 |
| | Exc Award (06/30/2021, 06/30/2022) | | | | | | | | | | | | | | | |
| 12032 | ESSEX | 02/17/1955 | Active | 4 | 0 | 2 | -33.33% | 6 | 11 | 1 | Y | 10 | IP | 10/2025 | | |
| 125191 | Essex County Regional | 06/18/2015 | Active | 4 | 2 | 0 | 100.00% | 2 | | 3 | Y | 3 | | 05/2022 | | |
| | Exc Award (06/30/2017) | | | | | | | | | | | | | | | |
| 12036 | HAVERHILL | 11/27/1944 | Active | 32 | 0 | 1 | -3.03% | 36 | 5 | 2 | Y | | N | 11/2025 | | \$150.00 |
| | Exc Award (06/30/2017, 06/30/2021, 06/30/2022, 06/30/2024) | | | | | | | | | | | | | | | |
| 12037 | IPSWICH | 11/25/1958 | Active | 6 | 0 | 0 | 0.00% | 13 | | 11 | Y | 6 | | 08/2025 | | |
| | Exc Award (06/30/2017) | | | | | | | | | | | | | | | |
| 12038 | LAWRENCE | 12/18/1923 | Active | 2 | 0 | 0 | 0.00% | 2 | | 16 | N | None | | 09/2024 | | |
| 34753 | LAWRENCE LATIN | 12/08/1977 | Active(1) | 22 | 0 | 0 | 0.00% | 22 | | 16 | Y | | R | 07/2022 | | |
| 12039 | LEXINGTON | 10/03/1935 | Active | 35 | 1 | 0 | 2.94% | 35 | | 1 | Y | 2 | R | 11/2025 | | \$200.00 |
| 12041 | LOWELL | 08/08/1923 | Active | 17 | 0 | 0 | 0.00% | 18 | | 11 | Y | 2 | N | 09/2025 | | \$175.00 |
| | Exc Award (06/30/2017, 06/30/2022) | | | | | | | | | | | | | | | |
| 12042 | LYNN | 12/26/1922 | Active | 31 | 0 | 0 | 0.00% | 37 | | 7 | N | None | | 01/2019 | | |
| 53225 | LYNN SHOE CITY | 06/04/1992 | Active | 30 | 1 | 1 | 0.00% | 34 | 18 | 1 | Y | 2 | N | 10/2025 | | \$100.00 |
| | Exc Award (06/30/2016, 06/30/2017, 06/30/2019, 06/30/2023) | | | | | | | | | | | | | | | |



Club Health Assessment for District 33 N through November 2025


| | | | Status | Membership | | | | | | Reports | | | | Finance | LCIF | |
|-------------|--|--------------|-------------------------------------|-------------------------|-------------------|---------------------|---------------------|-------------------------|---------------------------------------|--------------------------------|--------------------------------|---------------------------------|-------------------|--------------------------------------|-----------------|---------------|
| Club Number | Club Name | Charter Date | Times in Status Quo in Past 2 Years | Current Member Count ** | YTD Members Added | YTD Members Dropped | YTD Net Growth% *** | Member Count 1 Year Ago | Dropped Members Avg.Length of Service | Months Since Membership Update | Current Officers Reported **** | Current President Repeated Term | VP Reported ***** | Last Date Reported Service (mm/yyyy) | Account Balance | YTD Donations |
| 12043 | LYNN WYOMA | 11/20/1953 | Active | 43 | 0 | 1 | -2.27% | 44 | 44 | 1 | Y | | N | 11/2025 | | \$1,775.00 |
| | Exc Award (06/30/2017, 06/30/2023, 06/30/2024) | | | | | | | | | | | | | | | |
| 12045 | MAGNOLIA | 06/07/1946 | Active | 10 | 0 | 0 | 0.00% | 10 | | 23 | N | None | | 06/2019 | | |
| 12048 | MELROSE | 10/26/1925 | Active | 10 | 0 | 0 | 0.00% | 10 | | 15 | N | 19 | | 10/2021 | | |
| 12049 | MERRIMAC | 04/28/1948 | Active | 14 | 0 | 0 | 0.00% | 14 | | 17 | N | None | | 08/2023 | | |
| 12050 | METHUEN | 10/23/1953 | Active | 5 | 0 | 0 | 0.00% | 2 | | 5 | Y | 10 | | 08/2025 | | \$420.00 |
| 12052 | NAHANT | 06/23/1954 | Active | 23 | 0 | 0 | 0.00% | 23 | | 0 | Y | 2 | | 03/2023 | | |
| 33668 | NEWBURYPORT | 04/19/1977 | Active | 31 | 3 | 0 | 10.71% | 33 | | 0 | Y | | N | 11/2025 | | \$225.00 |
| | Exc Award (06/30/2023) | | | | | | | | | | | | | | | |
| 12054 | NORTH ANDOVER | 03/19/1956 | Active | 18 | 0 | 2 | -10.00% | 17 | 27 | 3 | Y | 3 | N | 11/2025 | | \$40.00 |
| 12056 | PEABODY | 05/31/1945 | Active(1) | 36 | 0 | 0 | 0.00% | 33 | | 3 | Y | 7 | | 05/2022 | | |
| 12057 | PEPPERELL | 12/12/1947 | Active | 47 | 2 | 2 | 0.00% | 50 | 37 | 0 | N | None | N | 11/2025 | | |
| | Exc Award (06/30/2017) | | | | | | | | | | | | | | | |
| 12058 | READING | 04/20/1938 | Active | 33 | 1 | 3 | -5.71% | 35 | 11 | 0 | Y | | N | 09/2025 | 90+ Days | |
| 12060 | SALISBURY | 02/27/1949 | Active | 40 | 4 | 0 | 11.11% | 38 | | 0 | N | 3 | | 10/2024 | 90+ Days | |
| | Exc Award (06/30/2021) | | | | | | | | | | | | | | | |
| 12061 | SAUGUS | 11/30/1928 | Active | 46 | 2 | 4 | -4.17% | 47 | 9 | 0 | Y | | N | 11/2025 | | \$50.00 |
| | Exc Award (06/30/2023, 06/30/2024) | | | | | | | | | | | | | | | |
| 12064 | TEWKSBURY | 11/13/1954 | Active | 27 | 2 | 1 | 3.85% | 35 | 6 | 2 | Y | | N | 10/2023 | 90+ Days | |
| | Exc Award (06/30/2017) | | | | | | | | | | | | | | | |
| 12066 | TOWNSEND | 04/05/1966 | Active | 39 | 4 | 2 | 5.41% | 36 | 52 | 0 | Y | 4 | R | 11/2025 | | \$1,000.00 |
| | Exc Award (06/30/2017, 06/30/2022) | | | | | | | | | | | | | | | |
| 12067 | WAKEFIELD | 06/26/1930 | Active(1) | 9 | 0 | 0 | 0.00% | 10 | | 5 | Y | 7 | | 07/2018 | | |
| 46478 | WOBURN BREAKFAST | 07/24/1986 | Active | 26 | 0 | 0 | 0.00% | 27 | | 0 | Y | | N | 11/2025 | | |
| | Exc Award (06/30/2017) | | | | | | | | | | | | | | | |
| 12071 | WOBURN HOST | 06/28/1950 | Active | 83 | 0 | 0 | 0.00% | 84 | | 3 | Y | | | 09/2025 | | \$1,250.00 |
| 53501 | WOBURN MIDDLESEX | 07/01/1992 | Active | 68 | 4 | 4 | 0.00% | 66 | 21 | 0 | Y | | N | 11/2025 | | \$320.00 |

Clubs Cancelled Previous Fiscal Year – Clubs Cancelled within last 12 months may be reinstated

| Club Number | Club Name | Charter Date | Current Status* | Cancellation Date |
|-------------|-----------|--------------|-----------------|-------------------|
|-------------|-----------|--------------|-----------------|-------------------|



Club Health Assessment for District 33 N through November 2025



| | | | Status | | Membership | | | | | | Reports | | | | Finance | LCIF |
|-------------|---------------------|--------------|-------------------------------------|-------------------------|-------------------|---------------------|-------------------|-------------------------|---------------------------------------|--------------------------------|--------------------------------|---------------------------------|-------------------|--------------------------------------|-----------------|---------------|
| Club Number | Club Name | Charter Date | Times in Status Quo in Past 2 Years | Current Member Count ** | YTD Members Added | YTD Members Dropped | YTD Net Growth*** | Member Count 1 Year Ago | Dropped Members Avg.Length of Service | Months Since Membership Update | Current Officers Reported **** | Current President Repeated Term | VP Reported ***** | Last Date Reported Service (mm/yyyy) | Account Balance | YTD Donations |
| 12023 | AYER | 10/22/1930 | Cancelled(8*) | 06/29/2025 | | | | | | | | | | | | |
| 152398 | Peabody North Shore | 08/24/2022 | Cancelled(6*) | 06/29/2025 | | | | | | | | | | | | |

| Current Total Clubs Count | YTD New Clubs Count | YTD Cancelled Clubs Count | YTD Net Club Gain | Current Total Members Count | YTD Add | YTD Drop | YTD Net Growth | YTD Net Growth % | Member Count 12 Months Ago | Average Member Count Per Club | % of Clubs with less than 20 members | % No Officer Report in 12 Months | % of Clubs with balance 90+ days | Number of Clubs in Status Quo | % Status Quo Clubs in Financial Suspension | Number of Cancelled Clubs | Average Cancelled Club Age | Members Lost Due to Cancellation | % of Clubs Cancelled for Non-Financial Reasons |
|---------------------------|---------------------|---------------------------|-------------------|-----------------------------|---------|----------|----------------|------------------|----------------------------|-------------------------------|--------------------------------------|----------------------------------|----------------------------------|-------------------------------|--|---------------------------|----------------------------|----------------------------------|--|
| 37 | 0 | 0 | 0 | 1,024 | 42 | 36 | 6 | 0.59% | 1,050 | 28 | 38% | 11% | 8% | 0 | 0% | 0 | 0 | 0 | 0% |

* - P - Priority Club. Cancellation Reasons: 1-Objectives/conduct, 2-Non-active club, 5-Non-existing club, 6-Disbanding, 7-Merger, 8-Financial Suspension, 9-District/Multiple District Dues.

** Red denotes below 15 active members.

*** Red denotes 20% + loss.

**** Y - all 3 (President, Secretary, Treasurer) club officers reported, N - not all 3 reported.

***** Abbreviation: N-New, IP-Immediate Past, R-Repeat.




Club Health Assessment for District 33 K through November 2025

| | | | Status | Membership | | | | | | Reports | | | | Finance | | LCIF |
|--|----------------------------------|--------------|-------------------------------------|-------------------------|-------------------|---------------------|---------------------|-------------------------|---------------------------------------|--------------------------------|--------------------------------|---------------------------------|-------------------|--------------------------------------|-----------------|---------------|
| Club Number | Club Name | Charter Date | Times in Status Quo in Past 2 Years | Current Member Count ** | YTD Members Added | YTD Members Dropped | YTD Net Growth% *** | Member Count 1 Year Ago | Dropped Members Avg.Length of Service | Months Since Membership Update | Current Officers Reported **** | Current President Repeated Term | VP Reported ***** | Last Date Reported Service (mm/yyyy) | Account Balance | YTD Donations |
| Clubs more than two years old | | | | | | | | | | | | | | | | |
| 12072 | ARLINGTON | 01/31/1938 | Active | 7 | 0 | 0 | 0.00% | 8 | | 3 | N | None | | 11/2022 | | |
| 12073 | ASHLAND | 04/25/1967 | Active | 75 | 3 | 5 | -2.60% | 82 | 31 | 0 | Y | | | 11/2025 | | \$2,200.00 |
| Exc Award (06/30/2016, 06/30/2018) | | | | | | | | | | | | | | | | |
| 54623 | ASHLAND GREATER ASHLAND | 06/21/1993 | Active | 30 | 0 | 1 | -3.23% | 33 | 7 | 0 | Y | 4 | R | 10/2025 | | \$100.00 |
| Exc Award (06/30/2017, 06/30/2018, 06/30/2020) | | | | | | | | | | | | | | | | |
| 12075 | BELLINGHAM | 11/08/1950 | Active | 40 | 0 | 0 | 0.00% | 38 | | 3 | Y | | | 11/2025 | | \$2,000.00 |
| 12076 | BELMONT | 05/29/1948 | Active | 64 | 1 | 3 | -3.03% | 65 | 23 | 0 | Y | | N | 11/2025 | | \$500.00 |
| 12077 | BLACKSTONE | 03/21/1959 | Active | 12 | 0 | 1 | -7.69% | 14 | 1 | 3 | Y | 2 | R | 10/2025 | | |
| Exc Award (06/30/2017) | | | | | | | | | | | | | | | | |
| 46824 | BOSTON CHINATOWN | 01/27/1987 | Active | 28 | 0 | 0 | 0.00% | 26 | | 1 | Y | | N | 10/2025 | | \$5,100.00 |
| Exc Award (06/30/2016, 06/30/2018) | | | | | | | | | | | | | | | | |
| 40113 | BOSTON HOST | 06/24/1981 | Active | 28 | 0 | 0 | 0.00% | 27 | | 5 | Y | | R | 11/2025 | | \$533.00 |
| 110708 | BOSTON UNIVERSITY EYE ASSOCIATES | 04/04/2011 | Active | 33 | 4 | 1 | 10.00% | 28 | 2 | 0 | Y | 7 | R | 10/2023 | | |
| 108560 | CAMBRIDGE | 06/04/2010 | Active | 3 | 0 | 0 | 0.00% | 3 | | 2 | N | 5 | | 10/2023 | | \$25.00 |
| 12086 | CANTON | 12/04/1957 | Active | 28 | 0 | 2 | -6.67% | 26 | 6 | 4 | Y | 2 | N | 10/2023 | | |
| 45093 | CHARLESTOWN | 06/18/1985 | Active | 9 | 0 | 0 | 0.00% | 15 | | 5 | N | 2 | N | 10/2022 | | |
| 12091 | FOXBORO | 09/09/1931 | Active | 57 | 9 | 2 | 14.00% | 51 | 9 | 1 | Y | | N | 10/2023 | | |
| 12092 | FRAMINGHAM | 05/19/1949 | Active | 19 | 0 | 0 | 0.00% | 20 | | 2 | Y | 8 | N | 11/2025 | | \$200.00 |
| Exc Award (06/30/2017) | | | | | | | | | | | | | | | | |
| 12093 | FRANKLIN | 02/27/1945 | Active | 13 | 0 | 0 | 0.00% | 15 | | 5 | Y | | | 11/2025 | | \$100.00 |
| Exc Award (06/30/2017, 06/30/2019) | | | | | | | | | | | | | | | | |
| 107695 | FRANKLIN HIMALAYAN NEW ENGLAND | 03/10/2010 | Active | 33 | 5 | 1 | 13.79% | 27 | 1 | 4 | Y | 2 | R | 11/2023 | | |
| 12094 | HINGHAM | 03/21/1955 | Status Quo(1) | 6 | 0 | 0 | 0.00% | 6 | | 16 | N | 8 | | 10/2019 | 90+ Days | |
| 12095 | HOLLISTON | 01/23/1941 | Active | 74 | 0 | 1 | -1.33% | 71 | 18 | 1 | Y | | N | 11/2025 | | \$1,500.00 |
| Exc Award (06/30/2017, 06/30/2018, 06/30/2022) | | | | | | | | | | | | | | | | |
| 30579 | HOPKINTON | 04/24/1975 | Active | 12 | 0 | 0 | 0.00% | 14 | | 6 | Y | 6 | | 11/2025 | | \$1,000.00 |
| Exc Award (06/30/2024) | | | | | | | | | | | | | | | | |



Club Health Assessment for District 33 K through November 2025

|  | | | Status | Membership | | | | | | Reports | | | | Finance | LCIF | |
|--|----------------------------------|--------------|-------------------------------------|-------------------------|-------------------|---------------------|---------------------|-------------------------|---------------------------------------|--------------------------------|--------------------------------|---------------------------------|-------------------|--------------------------------------|-----------------|---------------|
| Club Number | Club Name | Charter Date | Times in Status Quo in Past 2 Years | Current Member Count ** | YTD Members Added | YTD Members Dropped | YTD Net Growth% *** | Member Count 1 Year Ago | Dropped Members Avg.Length of Service | Months Since Membership Update | Current Officers Reported **** | Current President Repeated Term | VP Reported ***** | Last Date Reported Service (mm/yyyy) | Account Balance | YTD Donations |
| 12096 | HULL | 03/20/1961 | Active | 32 | 0 | 9 | -21.95% | 41 | 5 | 1 | Y | 6 | | 10/2025 | 90+ Days | |
| Exc Award (06/30/2017) | | | | | | | | | | | | | | | | |
| 12097 | HYDE PARK | 12/17/1968 | Active(1) | 19 | 0 | 0 | 0.00% | 24 | | 7 | N | None | | 07/2023 | | |
| Exc Award (06/30/2017) | | | | | | | | | | | | | | | | |
| 12098 | MALDEN | 06/23/1937 | Active | 31 | 0 | 0 | 0.00% | 36 | | 5 | N | 3 | | 10/2024 | | \$150.00 |
| 12099 | MARLBOROUGH | 01/28/1951 | Active | 35 | 1 | 0 | 2.94% | 30 | | 4 | Y | 2 | N | 11/2025 | | \$3,350.00 |
| Exc Award (06/30/2017, 06/30/2018, 06/30/2025) | | | | | | | | | | | | | | | | |
| 12101 | MEDFIELD | 11/24/1944 | Active | 65 | 0 | 0 | 0.00% | 69 | | 4 | Y | | N | 10/2025 | | \$500.00 |
| 12102 | MEDFORD | 03/16/1937 | Active | 11 | 1 | 0 | 10.00% | 10 | | 6 | Y | 4 | R | 07/2025 | | |
| 42061 MEDWAY 12/09/1982 Active 46 7 0 17.95% 43 2 Y 11/2025 \$8,225.00 | | | | | | | | | | | | | | | | |
| Exc Award (06/30/2020) | | | | | | | | | | | | | | | | |
| 12104 | MILLIS | 02/28/1945 | Active | 44 | 1 | 0 | 2.33% | 43 | | 0 | Y | | N | 11/2025 | \$100.00 | |
| Exc Award (06/30/2017, 06/30/2019) | | | | | | | | | | | | | | | | |
| 12106 | NATICK | 06/15/1955 | Active | 2 | 0 | 0 | 0.00% | 3 | | 11 | N | 4 | | 12/2024 | | |
| 88541 | NEW ENGLAND COLLEGE OF OPTOMETRY | 06/06/2005 | Active(1) | 14 | 5 | 0 | 55.56% | 14 | | 0 | Y | | N | 11/2023 | | |
| 12108 | NEWTON | 03/19/1942 | Active | 1 | 0 | 0 | 0.00% | 1 | | 13 | N | 12 | | 11/2024 | | |
| 12109 | NORFOLK | 10/16/1958 | Active | 103 | 4 | 8 | -3.74% | 105 | 9 | 0 | Y | | N | 10/2025 | \$2,230.00 | |
| Exc Award (06/30/2018) | | | | | | | | | | | | | | | | |
| 12110 | NORWOOD | 03/04/1941 | Active | 1 | 0 | 0 | 0.00% | 10 | | 10 | N | | | 05/2023 | | |
| 12111 | PLAINVILLE | 01/28/1946 | Active | 18 | 0 | 0 | 0.00% | 21 | | 5 | Y | 2 | | 11/2025 | | |
| 12112 | QUINCY | 01/20/1941 | Active | 72 | 1 | 1 | 0.00% | 69 | 10 | 0 | Y | | N | 10/2025 | \$270.00 | |
| Exc Award (06/30/2016, 06/30/2020, 06/30/2022, 06/30/2025) | | | | | | | | | | | | | | | | |
| 12113 | RANDOLPH | 04/12/1950 | Active | 32 | 1 | 0 | 3.23% | 33 | | 1 | Y | | N | 11/2025 | \$500.00 | |
| Exc Award (06/30/2016, 06/30/2022) | | | | | | | | | | | | | | | | |
| 59547 | SHARON | 05/14/1997 | Active | 28 | 2 | 0 | 7.69% | 29 | | 4 | Y | | | 11/2025 | 90+ Days | \$250.00 |
| Exc Award (06/30/2016, 06/30/2017, 06/30/2022, 06/30/2023) | | | | | | | | | | | | | | | | |
| 12115 | SHERBORN | 12/03/1963 | Active | 25 | 0 | 2 | -7.41% | 24 | 4 | 1 | Y | | R | 07/2024 | \$100.00 | |
| Exc Award (06/30/2017) | | | | | | | | | | | | | | | | |
| 12116 | SOMERVILLE | 10/10/1933 | Active | 24 | 0 | 0 | 0.00% | 24 | | 6 | Y | | N | 10/2023 | | |
| Exc Award (06/30/2018) | | | | | | | | | | | | | | | | |



Club Health Assessment for District 33 K through November 2025

| | | | | | | Status | | | | Membership | | | | Reports | | | | Finance | | LCIF |
|--|----------------------|---------------------------|-------------------------------------|-----------------------------|-------------------|---------------------|-------------------|----------------------------|---------------------------------------|--------------------------------------|----------------------------------|----------------------------------|-------------------------------|--|---------------------------|----------------------------|----------------------------------|--|------|------|
| Club Number | Club Name | Charter Date | Times in Status Quo in Past 2 Years | Current Member Count ** | YTD Members Added | YTD Members Dropped | YTD Net Growth*** | Member Count 1 Year Ago | Dropped Members Avg.Length of Service | Months Since Membership Update | Current Officers Reported **** | Current President Repeated Term | VP Reported ***** | Last Date Reported Service (mm/yyyy) | Account Balance | YTD Donations | | | | |
| 12117 | STOUGHTON | 05/24/1950 | Active | 36 | 4 | 1 | 9.09% | 31 | 0 | 1 | Y | | N | 10/2025 | 90+ Days | \$450.00 | | | | |
| 12118 | STOW | 04/07/1965 | Active | 24 | 2 | 0 | 9.09% | 18 | | 1 | Y | 2 | R | 11/2025 | | | | | | |
| Exc Award (06/30/2016, 06/30/2017, 06/30/2018) | | | | | | | | | | | | | | | | | | | | |
| 138695 | Sudbury | 06/21/2019 | Cancelled(6*) | 0 | 0 | 0 | 0.00% | 1 | | 5 | N | None | | 02/2022 | | | | | | |
| 12119 | WALPOLE | 03/31/1956 | Active | 20 | 0 | 2 | -9.09% | 22 | 21 | 4 | Y | 4 | | 11/2023 | | | | | | |
| 12120 | WALTHAM | 08/28/1939 | Active | 71 | 1 | 0 | 1.43% | 69 | | 1 | Y | | N | 11/2025 | | | \$2,000.00 | | | |
| 130845 | Wellesley Centennial | 05/04/2017 | Active | 12 | 0 | 0 | 0.00% | 11 | | 2 | Y | 2 | N | 05/2025 | | | \$50.00 | | | |
| Exc Award (06/30/2023, 06/30/2024) | | | | | | | | | | | | | | | | | | | | |
| 12125 | WESTWOOD | 05/17/1940 | Active | 17 | 0 | 0 | 0.00% | 26 | | 6 | Y | 3 | | 11/2024 | | | | | | |
| Exc Award (06/30/2018) | | | | | | | | | | | | | | | | | | | | |
| 60391 | WEYMOUTH | 02/20/1998 | Active | 16 | 0 | 0 | 0.00% | 21 | | 5 | Y | 10 | N | 08/2023 | | | | | | |
| 12127 | WRENTHAM | 04/22/1941 | Active | 60 | 0 | 4 | -6.25% | 66 | 13 | 0 | Y | | N | 10/2025 | 90+ Days | \$1,100.00 | | | | |
| Current Total Clubs Count | YTD New Clubs Count | YTD Cancelled Clubs Count | YTD Net Club Gain | Current Total Members Count | YTD Add | YTD Drop | YTD Net Growth % | Member Count 12 Months Ago | Average Member Count Per Club | % of Clubs with less than 20 members | % No Officer Report in 12 Months | % of Clubs with balance 90+ days | Number of Clubs in Status Quo | % Status Quo Clubs in Financial Suspension | Number of Cancelled Clubs | Average Cancelled Club Age | Members Lost Due to Cancellation | % of Clubs Cancelled for Non-Financial Reasons | | |
| 46 | 0 | 1 | -1 | 1,430 | 52 | 44 | 8 | 0.56% | 1,463 | 31 | 39% | 0% | 11% | 1 | 100% | 1 | 6 | 0 | 100% | |

* - P - Priority Club. Cancellation Reasons: 1-Objectives/conduct, 2-Non-active club, 5-Non-existing club, 6-Disbanding, 7-Merger, 8-Financial Suspension, 9-District/Multiple District Dues.

** Red denotes below 15 active members.

*** Red denotes 20% + loss.

**** Y - all 3 (President, Secretary, Treasurer) club officers reported, N - not all 3 reported.

***** Abbreviation: N-New, IP-Immediate Past, R-Repeat.



Club Health Assessment for District 33 S through November 2025

| | | | Status | Membership | | | | | | Reports | | | | Finance | | LCIF |
|--|---------------------------|--------------|-------------------------------------|-------------------------|-------------------|---------------------|---------------------|-------------------------|---------------------------------------|--------------------------------|--------------------------------|---------------------------------|-------------------|--------------------------------------|-----------------|---------------|
| Club Number | Club Name | Charter Date | Times in Status Quo in Past 2 Years | Current Member Count ** | YTD Members Added | YTD Members Dropped | YTD Net Growth% *** | Member Count 1 Year Ago | Dropped Members Avg.Length of Service | Months Since Membership Update | Current Officers Reported **** | Current President Repeated Term | VP Reported ***** | Last Date Reported Service (mm/yyyy) | Account Balance | YTD Donations |
| Clubs less than two years old | | | | | | | | | | | | | | | | |
| 190335 | Swansea | 09/22/2025 | Newly Chartered | 23 | 26 | 3 | 100.00% | 0 | 0 | 0 | Y | | | 11/2025 | | |
| Clubs more than two years old | | | | | | | | | | | | | | | | |
| 12128 | ABINGTON | 04/20/1955 | Active | 20 | 0 | 0 | 0.00% | 22 | | 2 | Y | 3 | R | 05/2025 | | \$60.00 |
| Exc Award (06/30/2018, 06/30/2019, 06/30/2021, 06/30/2023, 06/30/2024) | | | | | | | | | | | | | | | | |
| 12129 | ACUSHNET | 02/12/1957 | Active | 45 | 1 | 0 | 2.27% | 48 | | 1 | Y | | N | 09/2024 | | |
| 12131 | ATTLEBORO SOUTH ATTLEBORO | 11/17/1965 | Active | 58 | 1 | 2 | -1.69% | 52 | 5 | 1 | Y | | N | 10/2025 | | \$133.00 |
| Exc Award (06/30/2021, 06/30/2023, 06/30/2025) | | | | | | | | | | | | | | | | |
| 59896 | BARNSTABLE-YARMOUTH L C | 08/01/1997 | Active | 14 | 2 | 1 | 7.69% | 11 | 0 | 2 | Y | 3 | R | 10/2025 | | |
| Exc Award (06/30/2018, 06/30/2020) | | | | | | | | | | | | | | | | |
| 12133 | BRIDGEWATER | 12/14/1926 | Active | 53 | 1 | 1 | 0.00% | 63 | 4 | 0 | Y | | R | 10/2025 | | \$1,636.00 |
| Exc Award (06/30/2018, 06/30/2023) | | | | | | | | | | | | | | | | |
| 52284 | BRIDGEWATER ACADEMY | 12/17/1991 | Active | 21 | 0 | 0 | 0.00% | 21 | | 3 | Y | | R | 07/2025 | | \$9,045.00 |
| Exc Award (06/30/2019, 06/30/2020, 06/30/2022, 06/30/2023) | | | | | | | | | | | | | | | | |
| 102064 | BRIDGEWATER COMMUNITY | 05/08/2008 | Active | 14 | 0 | 2 | -12.50% | 15 | 17 | 3 | Y | | | 01/2025 | | \$4,050.00 |
| Exc Award (06/30/2021) | | | | | | | | | | | | | | | | |
| 102142 | BROCKTON | 06/18/2008 | Active | 12 | 0 | 0 | 0.00% | 11 | | 3 | Y | 4 | | 05/2024 | | |
| Exc Award (06/30/2018, 06/30/2021) | | | | | | | | | | | | | | | | |
| 145692 | Cape Cod Paws of Comfort | 03/17/2021 | Active | 11 | 4 | 0 | 57.14% | 8 | | 1 | Y | 2 | R | 11/2025 | | |
| 12159 | CHATHAM-NAUSET L C | 01/07/1970 | Active | 21 | 11 | 0 | 110.00% | 2 | | 0 | Y | 3 | | 06/2025 | | \$25.00 |
| Exc Award (06/30/2021) | | | | | | | | | | | | | | | | |
| 102156 | DARTMOUTH | 06/03/2008 | Active(1) | 1 | 0 | 0 | 0.00% | 1 | | 42 | N | None | | 10/2017 | | |
| 12137 | DENNIS HARWICH L C | 12/13/1967 | Active | 14 | 0 | 0 | 0.00% | 16 | | 5 | Y | | N | 07/2025 | | \$200.00 |
| Exc Award (06/30/2017, 06/30/2019) | | | | | | | | | | | | | | | | |
| 12138 | DIGHTON | 10/25/1955 | Active | 49 | 1 | 0 | 2.08% | 51 | | 3 | Y | | | 10/2025 | | \$200.00 |
| Exc Award (06/30/2018, 06/30/2021, 06/30/2023) | | | | | | | | | | | | | | | | |
| 111506 | DUXBURY | 06/24/2011 | Active | 11 | 0 | 0 | 0.00% | 13 | | 6 | Y | 2 | N | 11/2025 | | |



Club Health Assessment for District 33 S through November 2025

| | | | Status | Membership | | | | | | Reports | | | | Finance | LCIF | |
|--|---------------------|--------------|-------------------------------------|-------------------------|-------------------|---------------------|---------------------|-------------------------|---------------------------------------|--------------------------------|--------------------------------|---------------------------------|-------------------|--------------------------------------|-----------------|---------------|
| Club Number | Club Name | Charter Date | Times in Status Quo in Past 2 Years | Current Member Count ** | YTD Members Added | YTD Members Dropped | YTD Net Growth% *** | Member Count 1 Year Ago | Dropped Members Avg.Length of Service | Months Since Membership Update | Current Officers Reported **** | Current President Repeated Term | VP Reported ***** | Last Date Reported Service (mm/yyyy) | Account Balance | YTD Donations |
| Exc Award (06/30/2019, 06/30/2024) | | | Active(1) | 35 | 0 | 0 | 0.00% | 33 | | 7 | Y | 3 | | 10/2021 | | \$20.00 |
| 12141 | EAST BRIDGEWATER | 02/27/1968 | | | | | | | | | | | | | | |
| Exc Award (06/30/2018, 06/30/2019) | | | Active | 143 | 5 | 6 | -0.69% | 155 | 7 | 1 | Y | | N | 11/2025 | 90+ Days | |
| 12142 | EASTON | 09/16/1931 | | | | | | | | | | | | | | |
| Exc Award (06/30/2017, 06/30/2021, 06/30/2024) | | | Active | 27 | 1 | 0 | 3.85% | 32 | | 3 | Y | 3 | R | 11/2025 | | |
| 12143 | FAIRHAVEN | 10/24/1944 | | | | | | | | | | | | | | |
| Exc Award (06/30/2018, 06/30/2019, 06/30/2020) | | | Active | 31 | 4 | 0 | 14.81% | 27 | | 1 | Y | 2 | N | 12/2024 | | |
| 12144 | FALL RIVER | 03/07/1923 | | | | | | | | | | | | | | |
| Exc Award (06/30/2017, 06/30/2018) | | | Active | 25 | 1 | 2 | -3.85% | 26 | 21 | 0 | Y | 7 | R | 11/2025 | | \$100.00 |
| 53358 | FALL RIVER CAROUSEL | 06/16/1992 | | | | | | | | | | | | | | |
| 105371 | FALMOUTH | 05/04/2009 | Active | 2 | 0 | 0 | 0.00% | 12 | | 6 | N | None | | 03/2024 | | |
| 12146 | FREETOWN | 03/21/1946 | Active | 17 | 0 | 1 | -5.56% | 18 | 8 | 1 | Y | 2 | N | 07/2025 | | |
| 12148 | HANOVER | 04/18/1961 | Active | 14 | 0 | 0 | 0.00% | 16 | | 5 | Y | 2 | | 10/2025 | | |
| 12150 | KINGSTON | 09/10/1947 | Active | 11 | 0 | 0 | 0.00% | 11 | | 5 | Y | 6 | R | 09/2025 | | |
| Exc Award (06/30/2018, 06/30/2021) | | | Active | 41 | 2 | 0 | 5.13% | 43 | | 4 | Y | | N | 02/2024 | 90+ Days | |
| 12151 | LAKEVILLE | 03/26/1959 | | | | | | | | | | | | | | |
| Exc Award (06/30/2018, 06/30/2022, 06/30/2023) | | | Active | 70 | 4 | 1 | 4.48% | 66 | 4 | 1 | Y | | N | 10/2025 | | |
| 12156 | MATTAPOISETT | 06/26/1953 | | | | | | | | | | | | | | |
| Exc Award (06/30/2017, 06/30/2018, 06/30/2019, 06/30/2020, 06/30/2024) | | | Active | 8 | 0 | 0 | 0.00% | 9 | | 10 | Y | 6 | R | 04/2024 | | |
| 12157 | MIDDLEBORO | 12/12/1930 | | | | | | | | | | | | | | |
| 12160 | NEW BEDFORD | 12/18/1934 | Active | 11 | 0 | 0 | 0.00% | 13 | | 5 | Y | 4 | R | 05/2024 | | \$50.00 |
| 12162 | NORTON | 09/12/1945 | Active | 51 | 5 | 4 | 2.00% | 19 | 7 | 0 | Y | | R | 11/2025 | | |
| Exc Award (06/30/2018, 06/30/2020, 06/30/2021) | | | Active | 0 | 0 | 0 | 0.00% | 30 | | 6 | N | None | | 05/2025 | | |
| 52748 | NORTON COMMUNITY | 03/25/1992 | | | | | | | | | | | | | | |
| Exc Award (06/30/2020, 06/30/2021, 06/30/2023) | | | Active | 63 | 3 | 1 | 3.28% | 61 | 10 | 0 | Y | | N | 11/2025 | 90+ Days | |
| 12165 | PLYMOUTH | 06/26/1947 | | | | | | | | | | | | | | |
| Exc Award (06/30/2018, 06/30/2024) | | | Active | 46 | 0 | 0 | 0.00% | 60 | | 0 | Y | 12 | R | 01/2025 | | \$5,000.00 |
| 12166 | PROVINCETOWN | 02/22/1932 | | | | | | | | | | | | | | |
| Exc Award (06/30/2021, 06/30/2024) | | | | | | | | | | | | | | | | |




Club Health Assessment for District 33 S through November 2025

| | | | Status | Membership | | | | | | Reports | | | | Finance | | LCIF |
|-------------|--|--------------|-------------------------------------|-------------------------|-------------------|---------------------|---------------------|-------------------------|---------------------------------------|--------------------------------|--------------------------------|---------------------------------|-------------------|--------------------------------------|-----------------|---------------|
| Club Number | Club Name | Charter Date | Times in Status Quo in Past 2 Years | Current Member Count ** | YTD Members Added | YTD Members Dropped | YTD Net Growth% *** | Member Count 1 Year Ago | Dropped Members Avg.Length of Service | Months Since Membership Update | Current Officers Reported **** | Current President Repeated Term | VP Reported ***** | Last Date Reported Service (mm/yyyy) | Account Balance | YTD Donations |
| 12167 | RAYNHAM | 02/13/1946 | Active | 61 | 14 | 2 | 24.49% | 38 | 28 | 0 | Y | | N | 11/2025 | | \$500.00 |
| | Exc Award (06/30/2025) | | | | | | | | | | | | | | | |
| 12168 | REHOBOTH | 01/29/1957 | Active | 55 | 0 | 4 | -6.78% | 55 | 10 | 2 | Y | | N | 11/2025 | | |
| | Exc Award (06/30/2020) | | | | | | | | | | | | | | | |
| 52247 | REHOBOTH ANAWAN | 12/11/1991 | Active | 21 | 0 | 1 | -4.55% | 27 | 7 | 2 | Y | | R | 06/2025 | | \$600.00 |
| | Exc Award (06/30/2016, 06/30/2018) | | | | | | | | | | | | | | | |
| 12169 | ROCHESTER | 04/14/1966 | Active | 16 | 0 | 0 | 0.00% | 16 | | 3 | Y | 4 | | 10/2023 | | \$1,010.00 |
| | Exc Award (06/30/2018, 06/30/2019) | | | | | | | | | | | | | | | |
| 12170 | ROCKLAND | 03/20/1957 | Active | 13 | 0 | 0 | 0.00% | 16 | | 1 | Y | 6 | | 08/2025 | | |
| | Exc Award (06/30/2016, 06/30/2018) | | | | | | | | | | | | | | | |
| 12171 | SANDWICH-BOURNE | 04/12/1971 | Active | 20 | 0 | 0 | 0.00% | 21 | | 11 | Y | 2 | N | 09/2025 | | \$300.00 |
| | Exc Award (06/30/2018) | | | | | | | | | | | | | | | |
| 12173 | SEEKONK | 06/26/1958 | Active | 28 | 0 | 2 | -6.67% | 31 | 2 | 0 | Y | 2 | N | 01/2024 | | |
| 12174 | SOMERSET | 06/23/1944 | Active | 76 | 0 | 2 | -2.56% | 79 | 5 | 2 | Y | | N | 10/2025 | | \$270.00 |
| | Exc Award (06/30/2016, 06/30/2017, 06/30/2018, 06/30/2020, 06/30/2022, 06/30/2023, 06/30/2024) | | | | | | | | | | | | | | | |
| 52815 | SOUTH ATTLEBORO VILLAGE | 04/08/1992 | Active | 56 | 5 | 1 | 7.69% | 48 | 47 | 1 | Y | 2 | R | 11/2025 | | \$375.00 |
| | Exc Award (06/30/2019, 06/30/2020) | | | | | | | | | | | | | | | |
| 46289 | SOUTH CARVER | 06/24/1986 | Active | 11 | 0 | 0 | 0.00% | 12 | | 3 | Y | 5 | R | 11/2025 | | |
| 142484 | Southeastern MA Paws of Comfort | 08/12/2020 | Active | 26 | 2 | 0 | 8.33% | 26 | | 2 | Y | | R | 04/2024 | | |
| | Exc Award (06/30/2021) | | | | | | | | | | | | | | | |
| 140150 | Wareham | 10/23/2019 | Active | 19 | 0 | 0 | 0.00% | 21 | | 5 | Y | | | 10/2023 | | \$20.00 |
| | Exc Award (06/30/2024) | | | | | | | | | | | | | | | |
| 12177 | WEST BRIDGEWATER | 03/25/1947 | Active | 60 | 8 | 6 | 3.45% | 58 | 11 | 2 | Y | | N | 11/2025 | | |
| | Exc Award (06/30/2024) | | | | | | | | | | | | | | | |
| 12178 | WESTPORT | 11/16/1961 | Active | 8 | 0 | 0 | 0.00% | 14 | | 5 | Y | | | 10/2025 | | |
| 135313 | Whitman Hanson Centennial | 06/23/2018 | Active(1) | 1 | 0 | 0 | 0.00% | 1 | | 22 | N | None | | 01/2024 | | |



Club Health Assessment for District 33 S through November 2025

| <div>Club NumberClub NameCharter Date</div> | | | | | | Status | | Membership | | | | | Reports | | | | Finance | | LCIF |
|---|---------------------|---------------------------|-------------------|-----------------------------|---------|-------------------------------------|-------------------------|----------------------------|-------------------------------|--------------------------------------|----------------------------------|---------------------------------------|--------------------------------|--|---------------------------------|----------------------------|--------------------------------------|--|---------------|
| | | | | | | Times in Status Quo in Past 2 Years | Current Member Count ** | YTD Members Added | YTD Members Dropped | YTD Net Growth*** | Member Count 1 Year Ago | Dropped Members Avg.Length of Service | Months Since Membership Update | Current Officers Reported **** | Current President Repeated Term | VP Reported ***** | Last Date Reported Service (mm/yyyy) | Account Balance | YTD Donations |
| Current Total Clubs Count | YTD New Clubs Count | YTD Cancelled Clubs Count | YTD Net Club Gain | Current Total Members Count | YTD Add | YTD Drop | YTD Net Growth | Member Count 12 Months Ago | Average Member Count Per Club | % of Clubs with less than 20 members | % No Officer Report in 12 Months | % of Clubs with balance 90+ days | Number of Clubs in Status Quo | % Status Quo Clubs in Financial Suspension | Number of Cancelled Clubs | Average Cancelled Club Age | Members Lost Due to Cancellation | % of Clubs Cancelled for Non-Financial Reasons | |
| 47 | 1 | 0 | 1 | 1,433 | 101 | 42 | 59 | 4.29% | 1,428 | 30 | 43% | 6% | 6% | 0 | 0% | 0 | 0 | 0 | 0% |

* - P - Priority Club. Cancellation Reasons: 1-Objectives/conduct, 2-Non-active club, 5-Non-existing club, 6-Disbanding, 7-Merger, 8-Financial Suspension, 9-District/Multiple District Dues.

** Red denotes below 15 active members.

*** Red denotes 20% + loss.

**** Y - all 3 (President, Secretary, Treasurer) club officers reported, N - not all 3 reported.

***** Abbreviation: N-New, IP-Immediate Past, R-Repeat.